



Roll-up doors automation systems

Guide to choosing

Shaft diameter	Spring holder diameter	Maximum torque	Operator	PLUS
60mm	200mm	130Nm	WIND RMB 130B 200-230	Adapters for spring holders and shaft included in pack
		130Nm	WIND RMB 130B 200-230 EF	Adapters for spring holders and shaft included in the package.
		130Nm	KIT WIND RMB 130B 200-230 EF AUTO	Adapters for spring holders and shaft included in the package.
		130Nm	KIT WIND RMB 130B 200-230 EF UP	Adapters for spring holders and shaft included in the package.
		170Nm	WIND RMB 170B 200-230	Adapters for spring holders and shaft included in pack
		170Nm	WIND RMB 170B 200-230 EF	Adapters for spring holders and shaft included in pack
		357Nm	WIND RMB 350B 200-230 EF	Adapters for spring holders and shaft included in the package.
101mm	240mm	235Nm	WIND RMC 235B 240-230	Adapters for spring holders and shaft included in pack
		235Nm	WIND RMC 235B 240-230 EF	Adapters for spring holders and shaft included in pack
		445Nm	WIND RMC 445B 240-230 EF	Adapters for spring holders and shaft included in pack

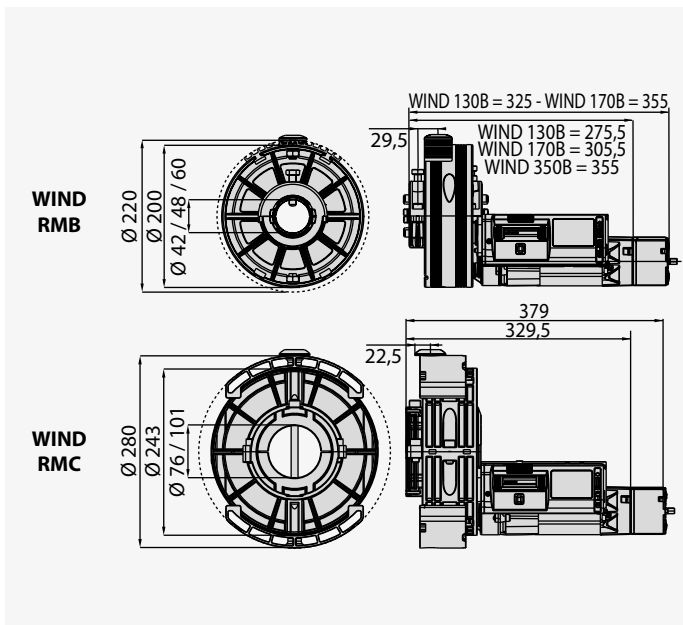


A	Operator
B	Control unit
D	Receiver
E	Photocell
L	Control devices
N	Junction box
	3x1.5
	2x1
	9x0.5
	14x0.5




230V operators for roller shutters with maximum torque up to 445 Nm. Suitable for mounting on shutters with pulley diameter of 200, 220, 240 and 280mm shaft diameter 42, 48, 60, 76 and 101mm. Available in versions with or without electric brake.

DIMENSIONS (mm)



TECHNICAL FEATURES

	WIND RMB 130B 200-230	WIND RMB 130B 200-230 EF	WIND RMB 170B 200-230	WIND RMB 170B 200-230 EF	WIND RMB 350B 200-230 EF	WIND RMC 235B 240-230	WIND RMC 235B 240-230 EF	WIND RMC 445B 240-230 EF
Shaft diameter	60 mm	60 mm	60 mm	60 mm	60 mm	101 mm	101 mm	101 mm
Spring holder diameter	200 mm	200 mm	200 mm	200 mm	200 mm	240 mm	240 mm	240 mm
Control unit	ELBA/ELBA BU	ELBA/ELBA BU	ELBA/ELBA BU	ELBA/ELBA BU	ELBA/ELBA BU	ELBA/ELBA BU	ELBA/ELBA BU	ELBA/ELBA BU
Power supply	230 V	230 V	230 V	230 V	230 V	230 V	230 V	230 V
Maximum torque	130 Nm	130 Nm	170 Nm	170 Nm	357 Nm	235 Nm	235 Nm	445 Nm
Rotation speed	10 rpm	10 rpm	10 rpm	10 rpm	10 rpm	8 rpm	8 rpm	8 rpm
Type of limit switch	electromechanical							
Impact reaction	No	No	No	No	No	No	No	No
Environmental conditions	from -10 °C to 50 °C	from -10 °C to 50 °C	from -10 °C to 50 °C	from -10 °C to 50 °C	from -10 °C to 50 °C	from -10 °C to 50 °C	from -10 °C to 50 °C	from -10 °C to 50 °C
Protection rating	IP 20	IP 20	IP 20	IP 20	IP 20	IP 20	IP 20	IP 20



Code	Name	Description
P910041 00002	WIND RMB 130B 200-230	Operator for shutters with spring holder pulley diam. 200 mm. Max. torque 130 Nm and absorbed power 400 W. Reversible.
P910042 00002	WIND RMB 130B 200-230 EF	Operator for shutters with spring holder pulley diam. 200 mm. Max. torque 130 Nm and absorbed power 400 W. Release with steel cable and knob for electric brake.
P910043 00002	WIND RMB 170B 200-230	Operator for shutters with spring holder pulley diam. 200 mm. Max. torque 170 Nm and absorbed power 600 W. Reversible.
P910044 00002	WIND RMB 170B 200-230 EF	Operator for shutters with spring holder pulley diam. 200 mm. Max. torque 170 Nm and absorbed power 600 W. Release with steel cable and knob for electric brake.
P910046 00002	WIND RMB 350B 200-230 EF	Operator for shutters with spring holder pulley diam. 200 mm. Max. torque 357 Nm and absorbed power 1200 W. release with steel cable and knob for electric brake.
P910038 00002	WIND RMC 235B 240-230	Operator for shutters with spring holder pulley diam. 240 mm. Max. torque 235 Nm and absorbed power 600 W. Reversible.
P910039 00002	WIND RMC 235B 240-230 EF	Operator for shutters with spring holder pulley diam. 240 mm. Max. torque 235 Nm and absorbed power 600 W. Release with steel cable and knob for electric brake.
P910040 00002	WIND RMC 445B 240-230 EF	Operator for shutters with spring holder pulley diam. 240 mm. Max. torque 445 Nm and absorbed power 1200 W. release with steel cable and knob for electric brake.
R965004 00001	KIT WIND RMB 130B 200-230 EF AUTO	Kit containing operator for shutters with spring holder pulley diam. 200mm. Max torque 130Nm and power input 400W. Release with steel cable and knob for electric brake. Control unit, photocells and flashing light, wall safe for release.
R965004 00002	KIT WIND RMB 130B 200-230 EF UP	Kit containing operator for shutters with spring holder pulley diam. 200/220mm. Max torque 130Nm and power input 400W. Release with steel cable and knob for electric brake. Wall safe for release.

ELBA BU : Control panel, max 230V, for roller shutters or roll-up doors

D113717 00002 - ELBA BU - Recommended



- Application: control panel for one roll-up door operator
- Board power supply: 230V single-phase
- Operator power supply: 230V monophase
- Main features: Extremely compact size for installation in shutter case, programming with potentiometers and dip switches, built-in receiver, control button on case
- Main functions: separate open/close, photocells input, possibility of centralised controls, anemometer and twilight sensor management
- Compatibility: CAPRI, CAPRI RIC, CAPRI TCA

RECOMMENDED ACCESSORIES

	D113716 00002 - ELBA Control panel, max 230V, for roller shutters or roll-up doors		P111515 - Shedir B Cbc 02 L01 Control unit for wired centralisation. For 2 operators (or 2 groups of operators)
	D831081 - CMS Sign		N574039 - BOX Wall-mounted safe for steel cable release and electric control
	N999510 - X EF1 Electric brake for Wind Rmc and Rmb 230V		



new



Complete Systems P. 248



accessories P. 238

control units P. 230
 accessories for control units P. 238
 set of batteries for control units P. 238
 expansion boards P. 239
 software P. 240
 receivers P. 240
 transmitters P. 241
 control devices P. 241

activation sensors automatic doors and security P. 242
 signalling devices P. 243
 safety devices - Photocells and accessories P. 243
 safety devices - Sensitive edges P. 245
 rubber profiles P. 245
 solenoid locks P. 246
 release systems P. 246



phase out

